



# TrisKem International

## Overview and News RadPharm

vUGM FR 2022

Steffen Happel  
21/06/2022



- Radionuclide production

- Resin and method development 'cold'

- Cooperation with cyclotrons & reactors (NL, RN producers,...)
- Equipment provider (targetry, synthesizer,...)


- Separation of radionuclides from irradiated targets

- Diagnostics: Zr-89, Cu-64, Ga-68, Ge-68, Ti-44/5, Tc-99m, Sc-43/4...
- Therapy: alpha emitters, Lu-177, Tb-161, Cu-67, Sn-117m, Sc-47...


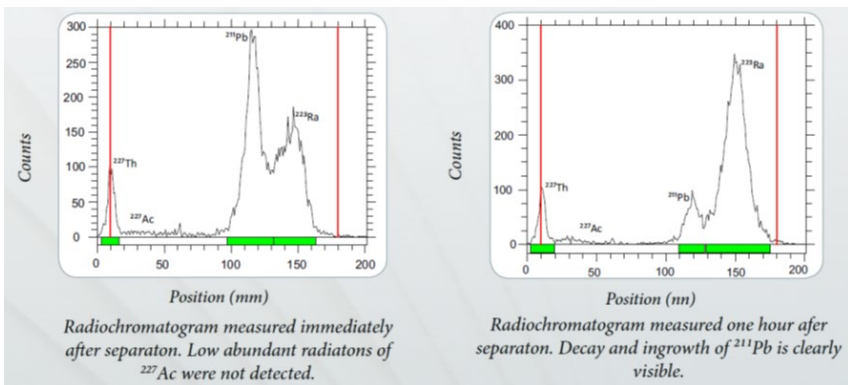
- Challenges:

- Large excess of matrix / target material (several mg to hundreds of g)
- Generally rapid separation and high purity (incl. radionuclidic) required
- Elution under 'soft' conditions in small volume => labelling/injection
- Choice of right resin particularly important
  - » No selectivity for target material, high selectivity for product
- Combining several resins can facilitate the separation
  - » Conversion (high acid to dilute acid)
  - » Removal of impurities upfront

Radiopharmacy  
and  
Nuclear Medicine

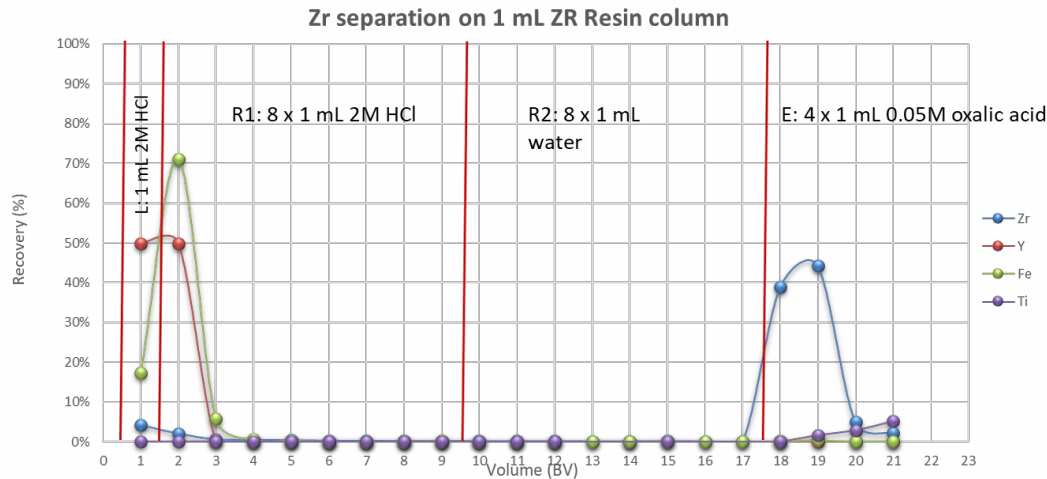


- Quality control
  - Cartridge based methods (e.g. Sr-90 in Y-90,...)
    - Use of “TK-SRScint cartridges”?
  - “Sheets” p.ex. DGA sheets (functionalized TLC for Ra-223, Ga-68, Pb-212,... => CVUT Prague)



- Decontamination of effluents/waste (Ge-68, lanthanides, radioiodine,...)
- Purification/combination of generator eluates
- ‘Recycling’/valorization of long-lived RNs (Ge-68,...) and target materials

- Hydroxamate based resin => different from Holland publication
  - Ready to use / no activation
  - Facile Zr elution ( $\leq 1M$  oxalic acid)
  - Originally developed for Zr-89 separation from Y targets



- Alternative e.g. TBP Resin (Graves et al.) => elution as chloride
- Application for other separations: **Ga/Zn, Ti/Sc, Ge/Ga**
- **On-going question => improvement of radiolysis stability**

# Zr-89 separation on TBP Resin

- Frequent request: Zr elution without oxalate
- Method published by Graves et al.
  - 400mg Y foils irradiated at 14 MeV (50  $\mu$ A)
  - Dissolution in 10 mL conc. HCl
  - Separation on 220 mg TBP Resin
  - Load from 9.6M HCl, rinse with 20 mL 9.6M HCl
  - Zr elution with 1 mL 0.1M HCl
- Zr yield:  $89 \pm 3\%$ , Y decontamination:  $1.5 \times 10^5$
- Zr elution should also be possible with citrate, phosphate, oxalate...
- Fe and Nb removal not ideal




ELSEVIER

Nuclear Medicine and Biology  
Volumes 64–65, September–October 2018, Pages 1-7



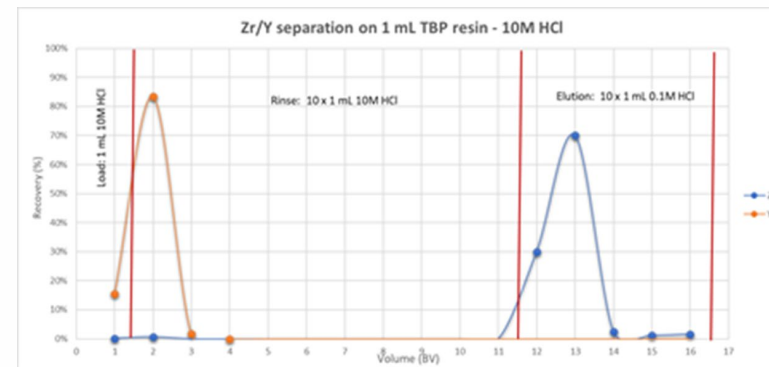
Evaluation of a chloride-based  $^{89}\text{Zr}$  isolation strategy using a tributyl phosphate (TBP)-functionalized extraction resin

Stephen A. Graves <sup>a</sup>, Christopher Kutyreff <sup>b</sup>, Kendall E. Barrett <sup>b</sup>, Reinier Hernandez <sup>c</sup>, Paul A. Ellison <sup>b</sup>, Steffen Happel <sup>d</sup>, Eduardo Aluicio-Sarduy <sup>b</sup>, Todd E. Barnhart <sup>b</sup>, Robert J. Nickles <sup>b</sup>, Jonathan W. Engle <sup>b,\*,</sup> 

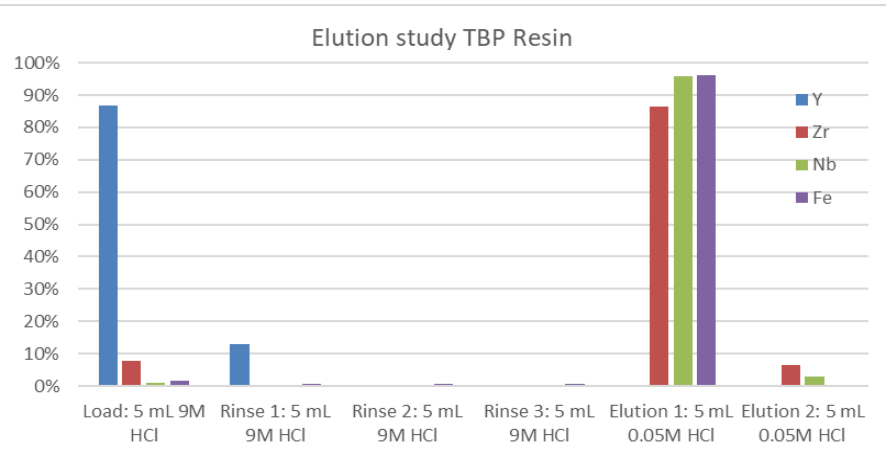
[Show more](#)

<https://doi.org/10.1016/j.nucmedbio.2018.06.003>

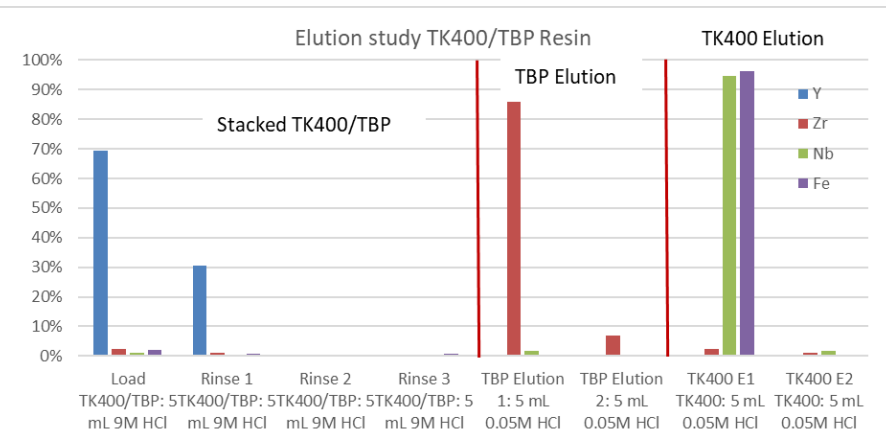
[Get rights and content](#)



# Use of TK400 for Fe/Nb removal

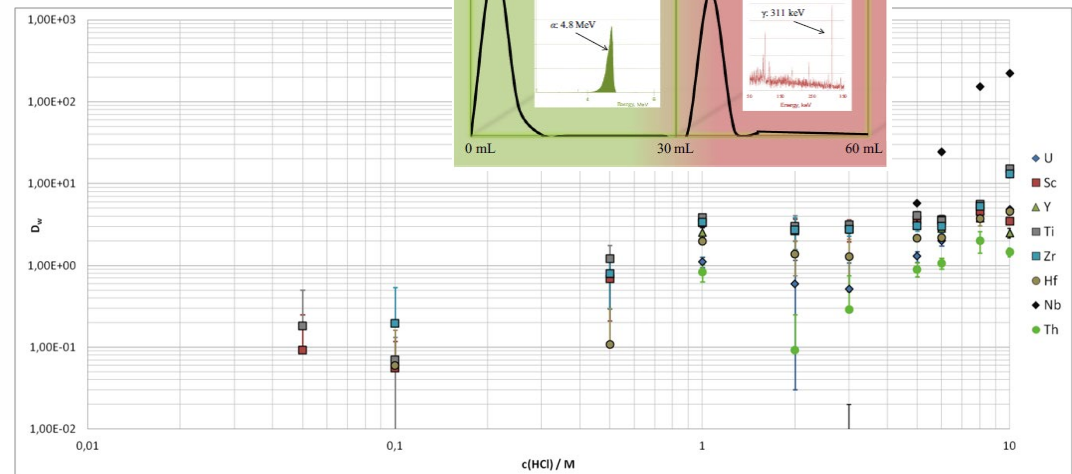
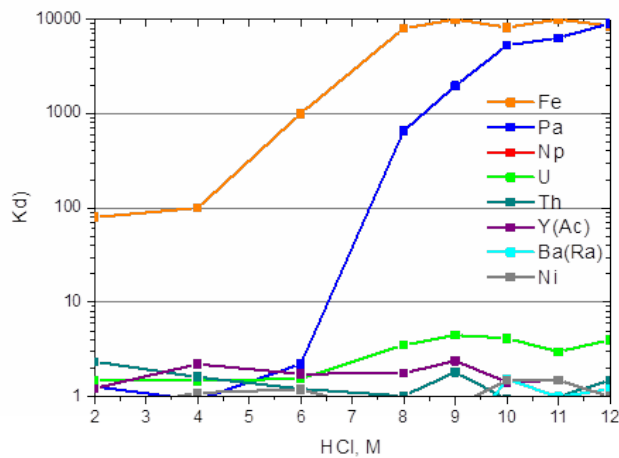


- On-going work
- On TBP only: Fe and Nb follow Zr
- Removal of Fe & Nb upfront possible using TK400 Resin
- Test with stacked 2 mL TK400/TBP cartridges
  - Load and Rinse at 10M HCl with TK400 stacked above TBP
  - Splitting of cartridges and separate elution with dilute HCl
    - TBP => ZR only
    - TK400 => Fe & Nb
    - Y passes through both
- Removing Fe and Nb using TK400 improves Zr purity



# TK400 Resin

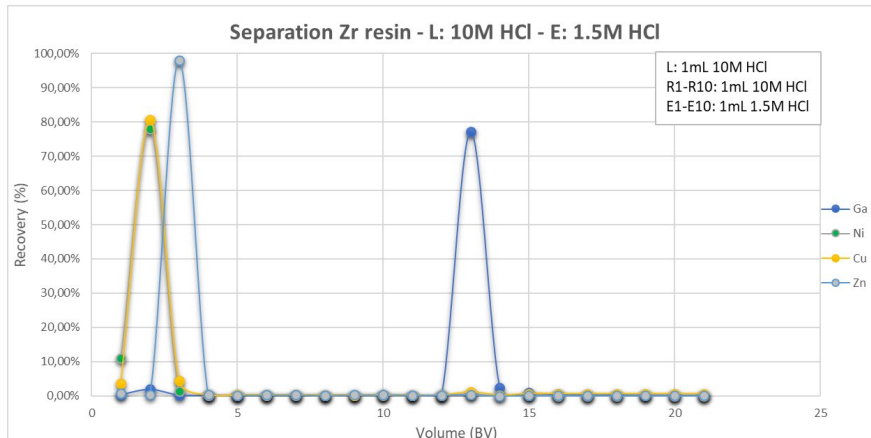
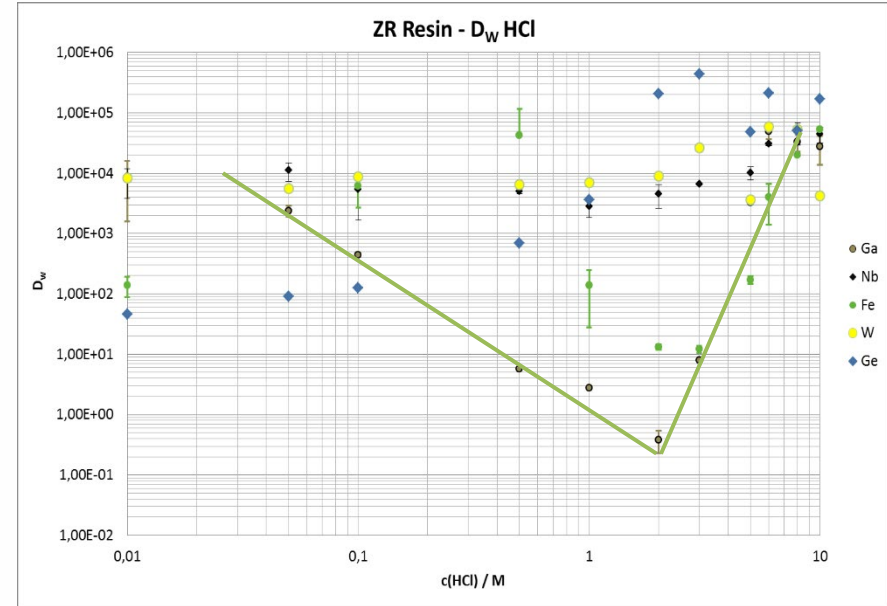
- Long chained alcohol – initial work by A. Knight et al.
- Retention only at high HCl concentration, elution in low HCl, water,...
- Main application: Pa separation (Pa-231 determination by MS/Pa-230 for medical use)
  - NPL (no selectivity for actinides, Ac, Ra, Pb,...=> Pa-230 purif.)
- Other applications:
  - Also retains Mo, **Fe**, **Ga**, Po (=> SR Resin!)
  - Nb separation from Zr possible (Nb-90)
  - Under further testing for At separation (elution...)





# Ga-68 separation from Zn targets

- Irradiation of Zn-68 targets in cyclotron
- Ga-68 separation on ZR Resin
  - No selectivity for Zn (target material)
  - Loading possible from:
    - dilute acid (**liquid targets => typically HNO<sub>3</sub>**)
    - >6M HCl (**solid targets**)
  - Rinse under loading condition
  - Elution with ~1 - 2M HCl
  - Too acidic for injection or labelling



- Conversion necessary
  - Evaporation & dissolution difficult to automatize
- Easier => use of another resin
- TK200 Resin load from 1.5M HCl
- Rinse with 1.5M HCl
- Elution in 2 – 3 BV water, dilute acid, ..



# Cyclotron production of Ga-68

Rodnick et al. *EJNMMI Radiopharmacy and Chemistry* (2020) 5:25  
<https://doi.org/10.1186/s41181-020-00106-9>

EJNMMI Radiopharmacy  
and Chemistry

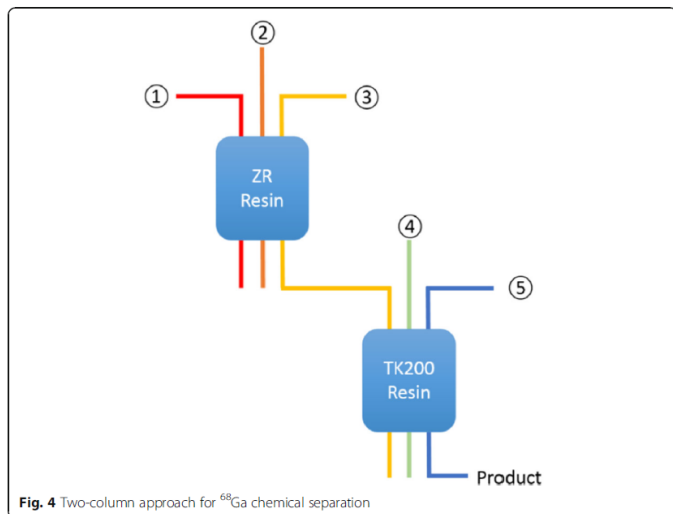
RESEARCH ARTICLE

Open Access



## Cyclotron-based production of $^{68}\text{Ga}$ , $[^{68}\text{Ga}]\text{GaCl}_3$ , and $[^{68}\text{Ga}]\text{Ga-PSMA-11}$ from a liquid target

Melissa E. Rodnick<sup>1</sup>, Carina Sollert<sup>2</sup>, Daniela Stark<sup>3</sup>, Mara Clark<sup>1</sup>, Andrew Katsifis<sup>3</sup>, Brian G. Hockley<sup>1</sup>, D. Christian Parr<sup>2</sup>, Jens Frigell<sup>2</sup>, Bradford D. Henderson<sup>1</sup>, Monica Abghari-Gerst<sup>1</sup>, Morand R. Piert<sup>1</sup>, Michael J. Fulham<sup>4</sup>, Stefan Eberl<sup>5</sup>, Katherine Gagnon<sup>2</sup> and Peter J. H. Scott<sup>1\*</sup>



**Table 1** High level schemes of  $[^{68}\text{Ga}]\text{GaCl}_3$  purifications

	Scheme A*	Scheme B
① ZR Load	< 0.1 M $\text{HNO}_3$	
② ZR Wash	15 mL 0.1 M $\text{HNO}_3$	
③ ZR Elution / Trapping on TK200	5–6 mL ~ 1.75 M $\text{HCl}$	
④ TK Wash	–	3.5 mL 2.0M $\text{NaCl}$ in 0.13M $\text{HCl}$
⑤ TK Elution	$\text{H}_2\text{O}$	1–2 mL $\text{H}_2\text{O}$ followed by dilute $\text{HCl}$ to formulate

\*Process as reported previously (Nair et al. 2017)

- J. Kumlin et al.
- ZR, LN & TK200 for solid targets

ORIGINAL RESEARCH

### Multi-Curie Production of Gallium-68 on a Biomedical Cyclotron and Automated Radiolabelling of PSMA-11 and DOTATATE

> Helge Thisgaard, Joel Kumlin, Niels Langkjær, Jansen Chua, Brian Hook, Mikael Jensen, Amir Kassaian, Stefan Zeisler, Sogol Borjian, Michael Cross, Paul Schaffer, Johan Hygum Dam

DOI: 10.21203/rs.3.rs-70698/v1 [Download PDF](#)

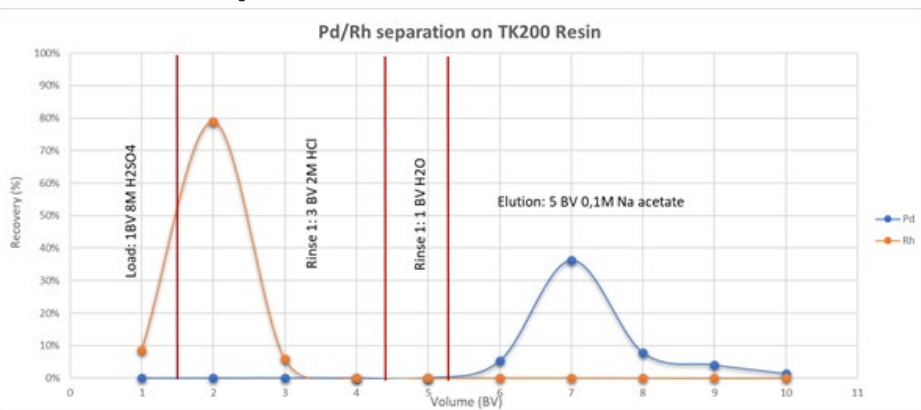
- High Ga-68 activities
- ARTMS/Odense: 10 Ci production
- W. Tieu et al. use of single TK400 cartridge for solid Zn targets
- Svedjehed et al. use of TK400/A8/TK200 for solid Zn targets

Demystifying solid targets: Simple and rapid distribution-scale production of  $[^{68}\text{Ga}]\text{GaCl}_3$  and  $[^{68}\text{Ga}]\text{Ga-PSMA-11}$

Johan Svedjehed, Martin Pärnaste, Katherine Gagnon [✉](#)

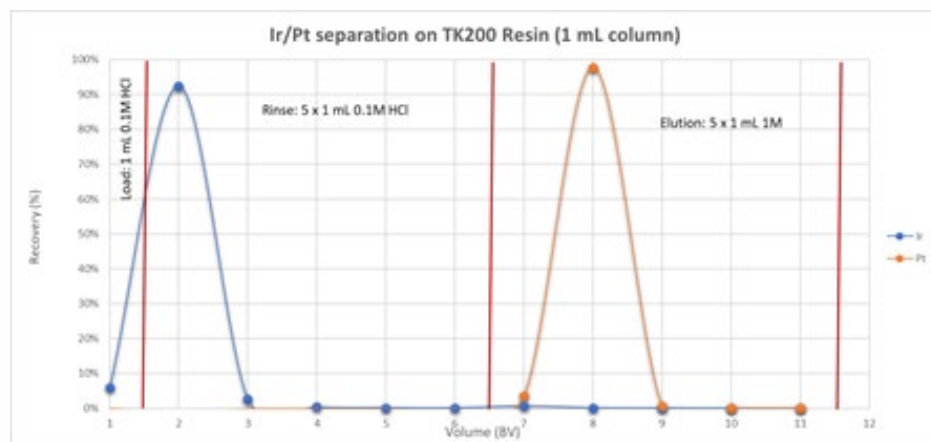
# Other separations on TK200

## • Pd separation from Rh



- Pd/Rh separation. Elution study, ICP-MS measurement

## • Pt separation from Ir

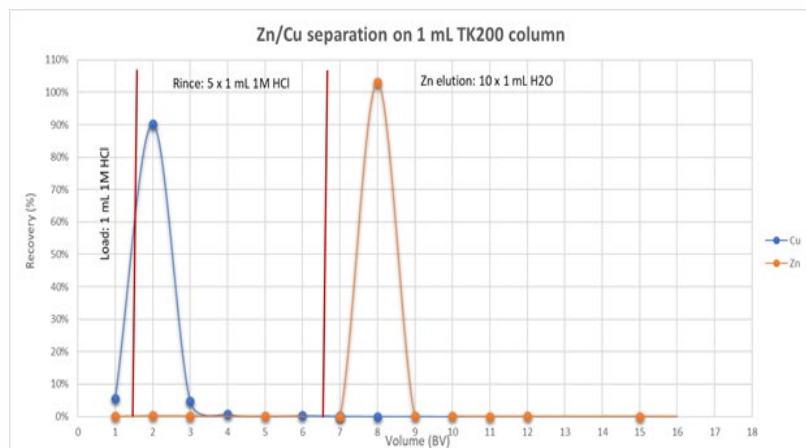


- Pt/Ir separation. Elution study, ICP-MS measurement

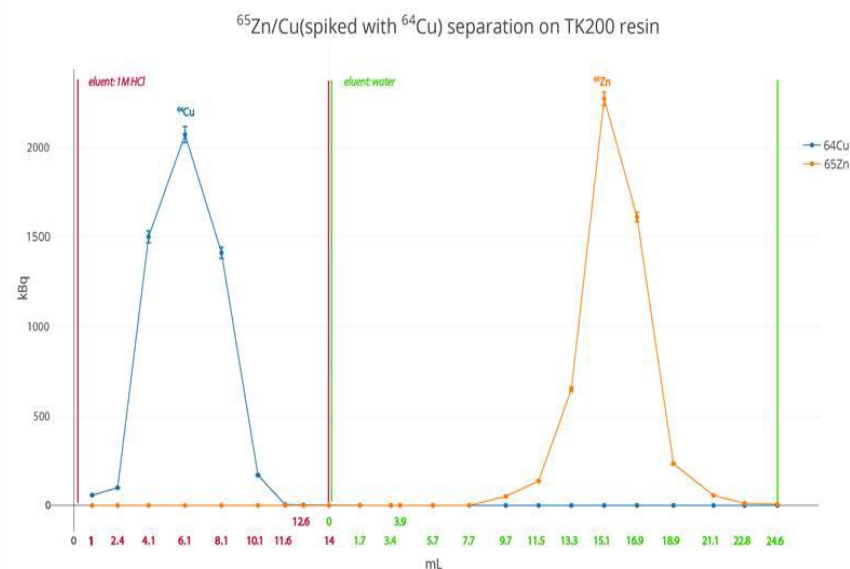
- Pd separation from Rh targets
- Main challenge: target dissolution & oxidation states
- Request: Pd separation from high H<sub>2</sub>SO<sub>4</sub>
- Removal of H<sub>2</sub>SO<sub>4</sub> necessary
  - Rinse with 2M HCl
- Elution in acetate possible
  - To be optimized
- Separation on TK200 possible
  
- Pt separation from Ir targets
- Challenge oxidation state control
- Separation possible on TK200
- Alternative: use of TBP => Obata et al.
- [188, 189, 191Pt]cisplatin
- TBP and AIX based method
  - 3x 2 mL TBP cartridges followed by QMA cartridge

# Other separations on TK200

- Zn separation from Cu targets
- Load from HCl (e.g. 1M) elution in water
- 'Hot tests' by F. Zhuravlev, DTU

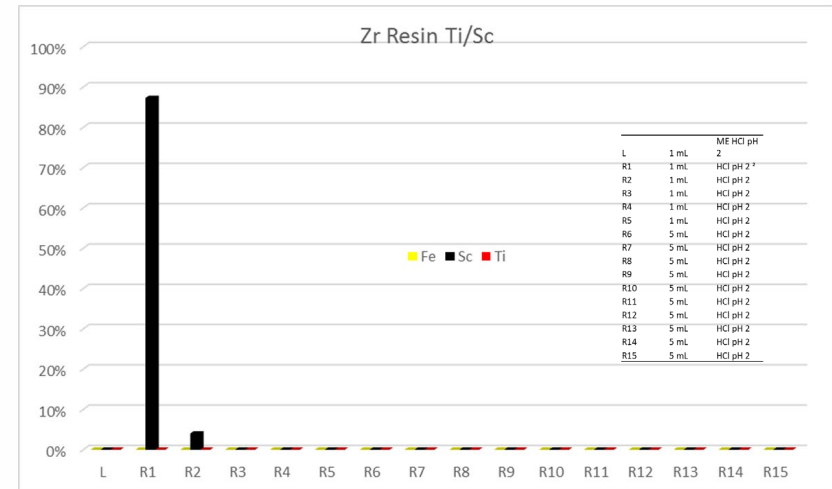
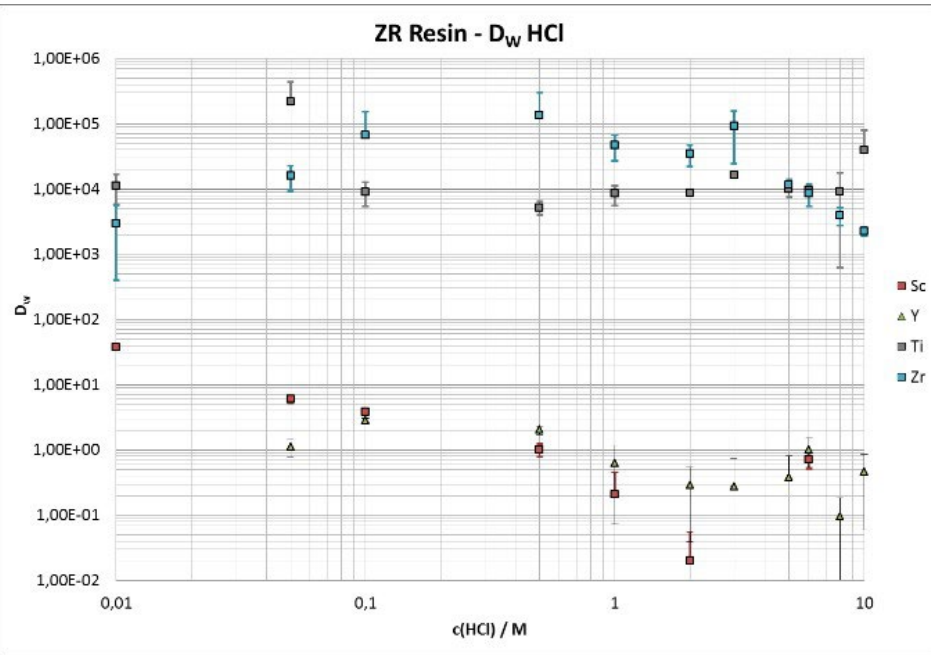


- Zn/Cu separation. Elution study, ICP-MS measurement

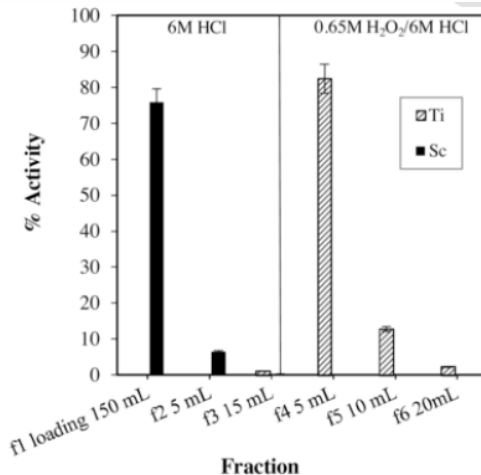
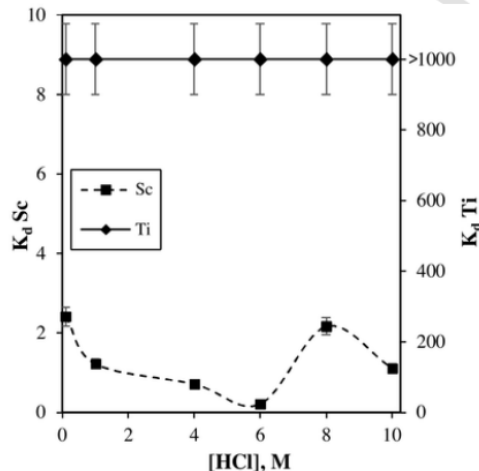


- Zn-65 separation. Data kindly provided by Fedor Zhuravlev, DTU

# Ti-Sc Separation (Ti-44/5)



- Ti retained from (high) HCl, Sc not retained
- Ti also retained in dilute acid, Sc not => Ti generator?
- Ti elution with 1M oxalic acid, 0.1M citric, 0.1M H<sub>2</sub>O<sub>2</sub>
- Publications/presentations Ti-45:
  - Malinconico et al.: J Nucl Med May 1, 2018 vol. 59 no. supplement 1 664)
  - K. Olguin presentation vUGM 20



## ➤ Ti-44 production

- 4g irradiated Sc
- 5 mL Zr Resin
- Ti-44 yield >95%
- 65.2 MBq Ti-44
- $D_f(\text{Sc}): 10^5$

Fig. 3. HCl concentration dependency of  $K_d$  for  $^{44}\text{Ti}/^{46}\text{Sc}$  on ZR hydroxamate resin. Fig. 5.  $^{44}\text{Ti}/^{46}\text{Sc}$  elution profile using ZR hydroxamate resin with a load of 4 g of scandium.

## Use of ZR Resin as support in Ti-44/Sc-44 generators

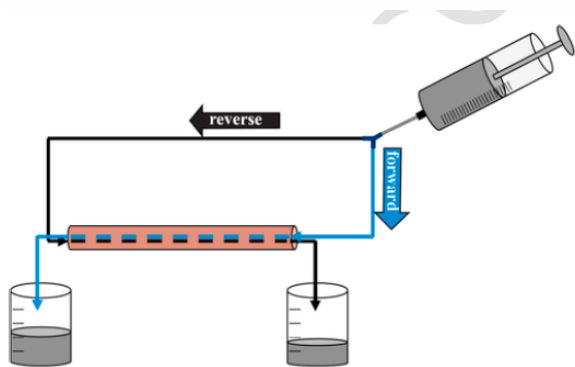
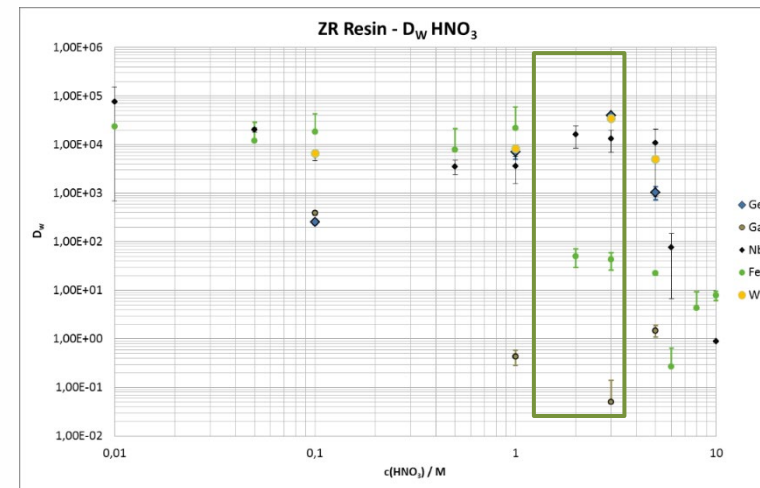
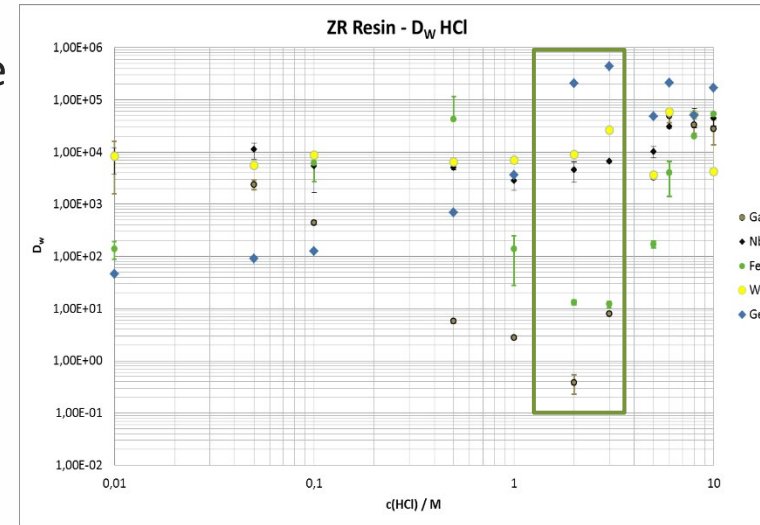


Fig. 1. Schematic concept of a forward/reverse flow radionuclide generator.

- Direct (1 mL ZR) and reverse elution (2 mL ZR)
- 65 column volumes tested up until publication
- High Sc yields, max. Ti-44 breakthrough:  $4.1 \cdot 10^{-4}\%$
- Obtained Sc gave labelling yields > 94%
- Generator been set-up at BNL/SBU => Poster S. Houclier ISRS 2019

# Ge-68 separation from GaNi or GaCo

- ZR Resin: loading from  $\text{HNO}_3$ ,  $\text{HCl}$  or  $\text{H}_2\text{SO}_4$  possible
- Cold tests on >5g GaNi, hot tests on-going
- **First cycle** on ZR (**2 mL ZR Resin cartridge**):
  - Load/rinse from  $\geq 5\text{M H}_2\text{SO}_4$
  - High Ge retention/purification from Ga, Ni & Co
  - Elution: 0.1M citric acid (pH 3)
- **Second cycle** on ZR (**1 mL ZR cartridge**):
  - Adjustment of eluate to  $\geq 5\text{M H}_2\text{SO}_4$
  - Load/rinse from  $\geq 5\text{M H}_2\text{SO}_4$
  - Elution with 0.1M citric acid (pH 3)
- **Conversion step** (**2 mL Guard Resin cartridge**):
  - Acidification to 9M  $\text{HCl}$ , load onto Guard Resin
  - Ge/Ga selectivity => further purification
  - Rinse with 9M  $\text{HCl}$
  - Elution with to 0.05M  $\text{HCl}$  => pH!



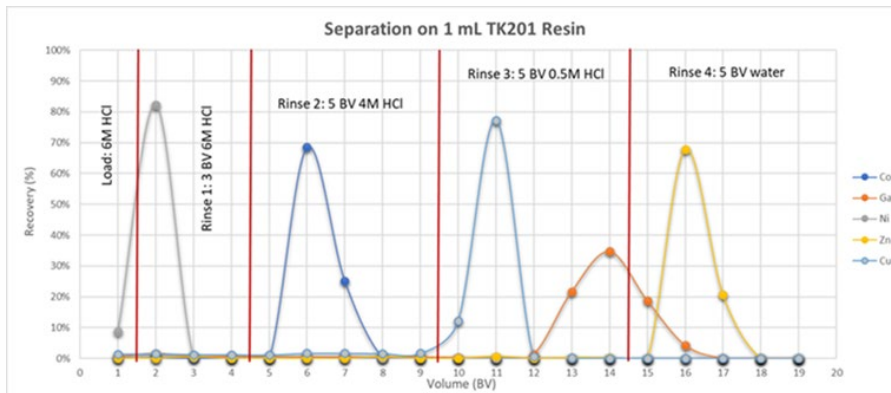
**Important** for high amounts of Ge: pre-rinse of GR with EtOH, then water necessary

- Ge removal using  $\text{CeO}_2$ -PAN (“TK-GeRem”)
  - Extracts Ge from dilute acid, seawater...
    - Decontamination of waste/effluents
    - Ge-68 removal from generator effluents?
- Ge recycling
  - Evaluation of possibility to elute Ge-68 from ‘spent’ generators
  - E.g. use of Guard Resins cartridges to collect and purify Ge...
  - Dissolution of support
- Combination of several Ge-68 generator eluents
  - Direct ZR/TK200 or
  - Acidification and load onto one TK200
  - Elution in dilute HCl



# Cu-64 separation on TK201

- Cu-64 separation from solid Ni-64 targets
    - Target dissolution in high HCl
    - Load and rinse at 6M HCl
      - Ni removal and recovery/recycling
    - Co elution with 4 – 5M HCl
    - Cu elution with 0.5M HCl
      - Zn remains retained (Ga and Fe partially co-elute)
- => requires further treatment



- Improvements:
    - Preferred alternative: Use of TBP (or TK400) upfront for Fe/Ga removal
- => allows for Cu elution in 0.05M HCl

Svedjehed et al. *EJNMMI Radiopharmacy and Chemistry* (2020) 5:21  
<https://doi.org/10.1186/s41181-020-00108-7>

(2020) 5:21

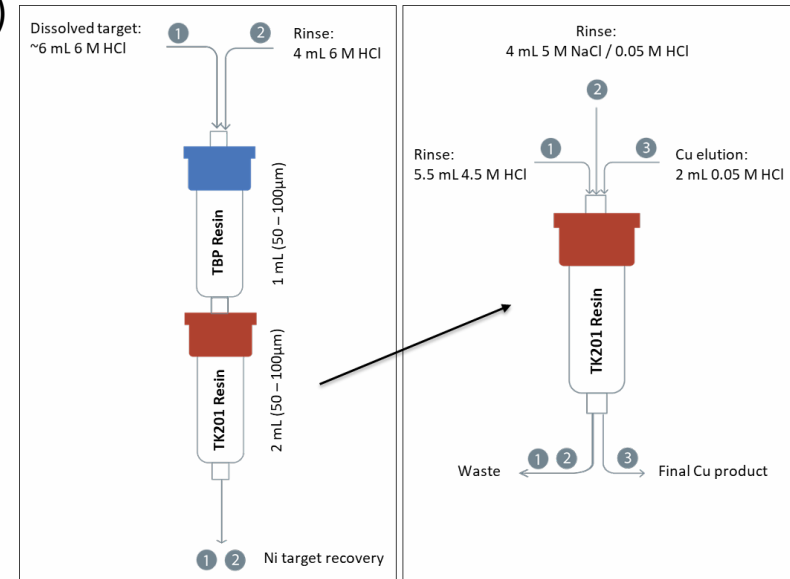
*EJNMMI Radiopharmacy and Chemistry*

RESEARCH ARTICLE

Open Access

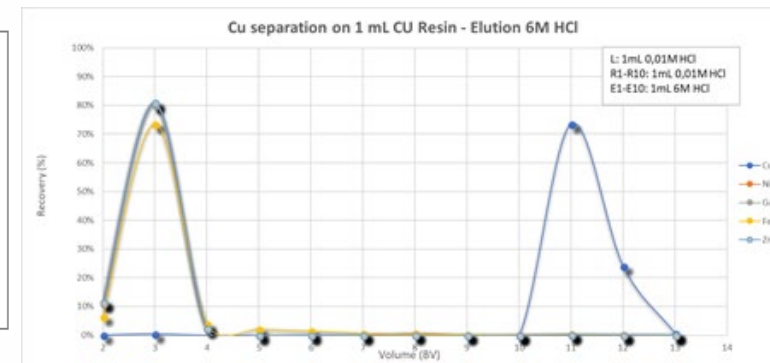
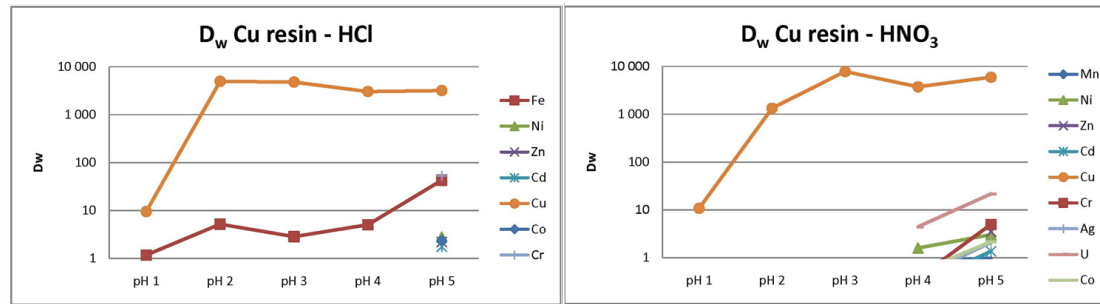
Automated, cassette-based isolation and formulation of high-purity [<sup>61</sup>Cu]CuCl<sub>2</sub> from solid Ni targets

Johan Svedjehed<sup>1</sup>, Christopher J. Kutyril<sup>2</sup>, Jonathan W. Engle<sup>2,3</sup> and Katherine Gagnon<sup>1\*</sup>



- Gagnon et al. use of NaCl/HCl for better pH control of eluate

- TK201 can not be used for Cu separation from Zn targets (e.g. Cu-67)
- Use of oxime based CU Resin instead
- High selectivity for Cu particularly with respect to Zn, Ni, Fe, Co,...



- Load from pH >2, elution in high mineral acid (2 – 8M)
  - Used for (large) solid **Zn** targets (=> Cu-67)
  - Not ideal for solid Ni targets (usually high HCl) => TK201
    - Works for liquid targets (pH 2 – 3) => Fonseca et al.
  - Elution in high HCl not compatible with labelling/injection
    - Evaporation/redissolution or
    - Conversion to dilute HCl e.g. via TK201 (additional Zn removal) e.g. Kawabata et al.

Article

**Production of GMP-Compliant Clinical Amounts of Copper-61 Radiopharmaceuticals from Liquid Targets**

Alexandra I. Fonseca<sup>1</sup>, Vitor H. Alves<sup>1,2</sup>, Sérgio J. C. do Carmo<sup>1,3</sup>, Magda Silva<sup>1</sup>, Ivanna Hrynchak<sup>1</sup>, Francisco Alves<sup>3,4</sup>, Amílcar Falcão<sup>1,5</sup> and Antero J. Abrunhosa<sup>1,3,\*</sup>

## Purification of <sup>67</sup>Cu and Recovery of its Irradiated Zn Target

A.J. DeGraffenreid<sup>a</sup>, R. Nidzyn<sup>a</sup>, B. Jenkins<sup>a</sup>, D.E. Wycoff<sup>b</sup>, T.E. Phelps<sup>b</sup>, A. Goldberg<sup>a</sup>, D.G. Medvedev<sup>a</sup>, S.S. Jurisson<sup>b</sup>, C.S. Cutler<sup>a</sup>

<sup>a</sup>Brookhaven National Laboratory, C-AD/MIRP—Upton, NY (USA)

<sup>b</sup>University of Missouri, Department of Chemistry—Columbia, MO (USA)

Poster  
presented at  
ISRS 2017

- 13.7g Zn metal dissolved to give 312 mg ZnCl<sub>2</sub>/mL solution at pH 2
- Loading of 60,6 mL => 18.9g ZnCl<sub>2</sub> onto 2.4g CU Resin column => 8 mL
- Rinse with 80 mL pH2 HCl
- Elution in 2 x 20 mL 6M HCl
- Evaporation to dryness
- Chemical yield ~100%
- Single column D<sub>f</sub> for Zn ~10 000
  - Additional removal indicated
- Ideally further Zn and Co removal
- Original suggestion: AIX

Nuclide	EOB Activity (mCi ± 1σ)	Cu Resin Recovery (%)			
		Load w/ Quant. Transfer	pH 2 HCl Rinse	Acid #1	Acid #2
<sup>64</sup> Cu	4700 ± 200	ND	ND	102	ND
<sup>65</sup> Zn	41.0 ± 0.8	103	ND	0.04	ND
<sup>58</sup> Co	63 ± 1	104	0.04	0.1	0.01

- Produced 143 mCi <sup>67</sup>Cu
- Quantitative recovery of radiocopper
- 99.5% radionuclidic purity—single column
- ICP-OES: 132.9 μg Cu and 1.3 mg Zn
  - Anion exchange column still needed to remove trace Zn
- Specific activity <sup>67</sup>Cu at EOB: 1.07 mCi/μg

### Cu Resin

Robust separation that could shorten the overall processing time to separate co-produced radionuclides and large quantities of Zn from radiocopper  
Cation and anion exchange columns still needed to suitably purify radiocopper

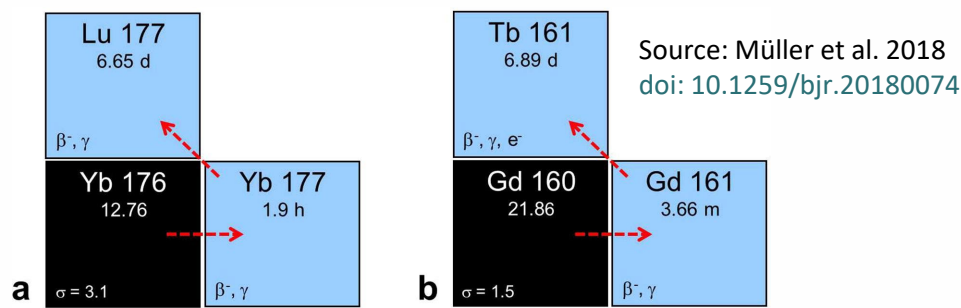
### Alternatives to AIX- use of TK201:

- Cu elution with 6M HCl directly onto TK201
- Cu elution from TK201 in dilute acid
- Optional: rinse with NaCl/HCl for better pH control

- Use of CU Resin still possible for solid Ni targets?
  - Should result in very high purity Cu...
  - TK201/CU/TK201 method...
  - Use of 2 mL TK201 for Cu ‘conversion’ and matrix removal
    - Ni passes through.
    - No TBP should not be needed (Fe/Ga removal on CU Resin)
    - Modified TK201 rinse (HCl/NaCl) is key!
    - Cu can be recovered in acetate buffer if modified rinse is used to lower acidity on TK201 (=> Gagnon paper on Cu-61)
  - TK201 eluate can then directly be loaded onto 1 mL CU Resin cartridge for further purification (Zn, Fe, Ga, Ni removal).
  - Cu Elution with 6M HCl onto 0.3 mL TK201 for conversion and concentration
- Proof of principle OK, now further optimisation on-going (volumes) then hot testing

# Tb-161 separation

- Tb-161 currently getting strongly increasing interest
  - Part of the ‘Swiss knife of nuclear medicine’ => Tb isotopes
- Production process similar to nca Lu-177
  - Irradiation of enriched Gd-160 targets in a reactor at high neutron flux



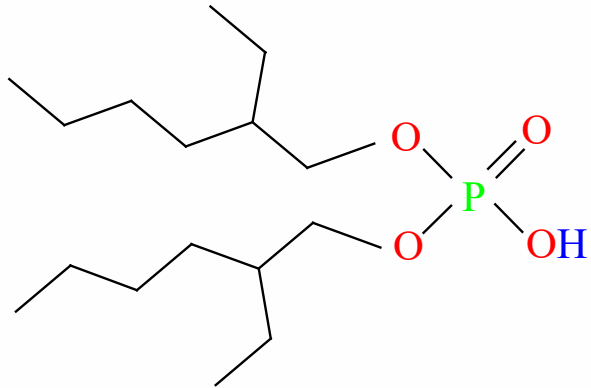
Tb 149	Tb 152	Tb 155	Tb 161
4.2 m	4.1 h	5.32 d	6.90 d
$\epsilon$	$\epsilon$	$\epsilon$	$\beta^-$ 0.5; 0.6...
$\beta^+$	$\gamma$ 283;	$\beta^+$ 2.8...	$\gamma$ 26; 49; 75...
$\alpha$ 3.99	$\epsilon$	$\gamma$ 87;	$e^-$
$\gamma$ 796;	$\beta^+$ 1.8	105;...	
165...	$\epsilon$ ; $\beta^+$ ...	180, 262	
	$\gamma$ 344;		
	411...		
	586;		
	271...		

**Terbium: a new ‘Swiss army knife’ for nuclear medicine**

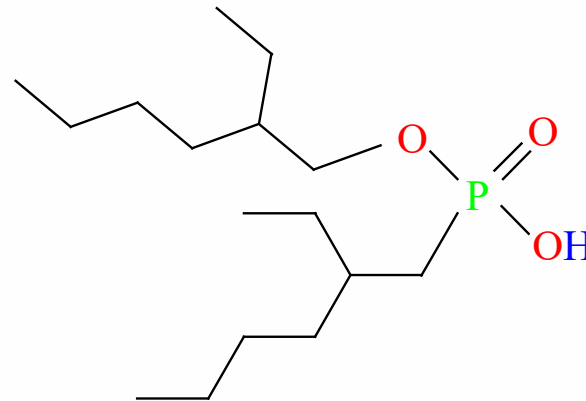
Source: <https://cerncourier.com/a/terbium-a-new-swiss-army-knife-for-nuclear-medicine/>

- Irradiation of several hundreds of mg or more
- Separation method based on nca Lu-177 work (0.5 – 1g+ Yb targets)
- Separation of ultra-traces of Tb-161 from Gd-160 and by- and decay products (incl. Dy)
- Also used for Tb-155 separation (e.g. TRIUMF)

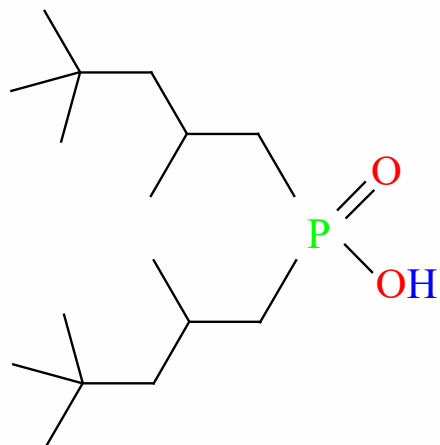
# Lanthanide separation on TK211/2/3 or LN series



HDEHP (LN)

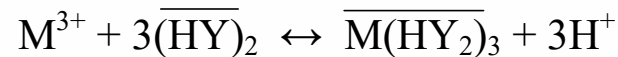


HEH[EHP] (LN2)

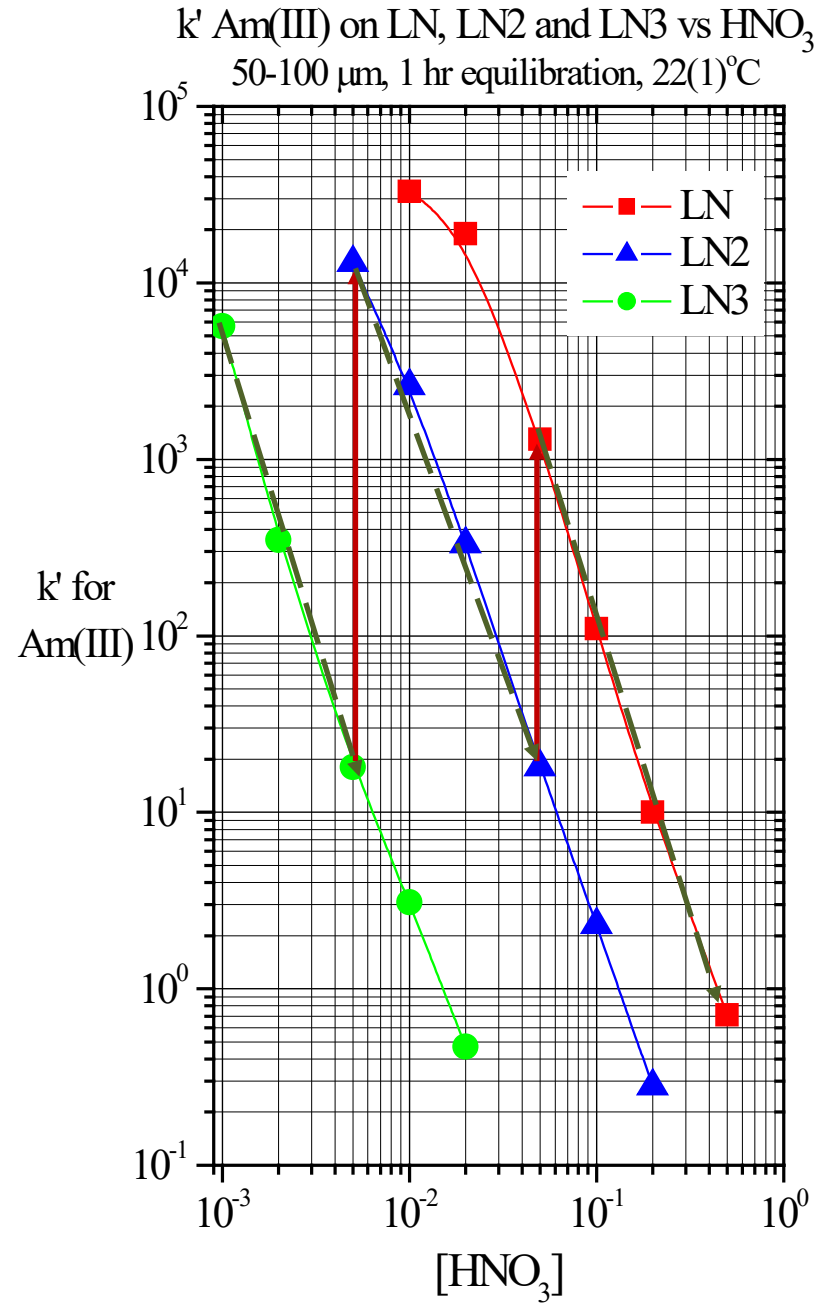
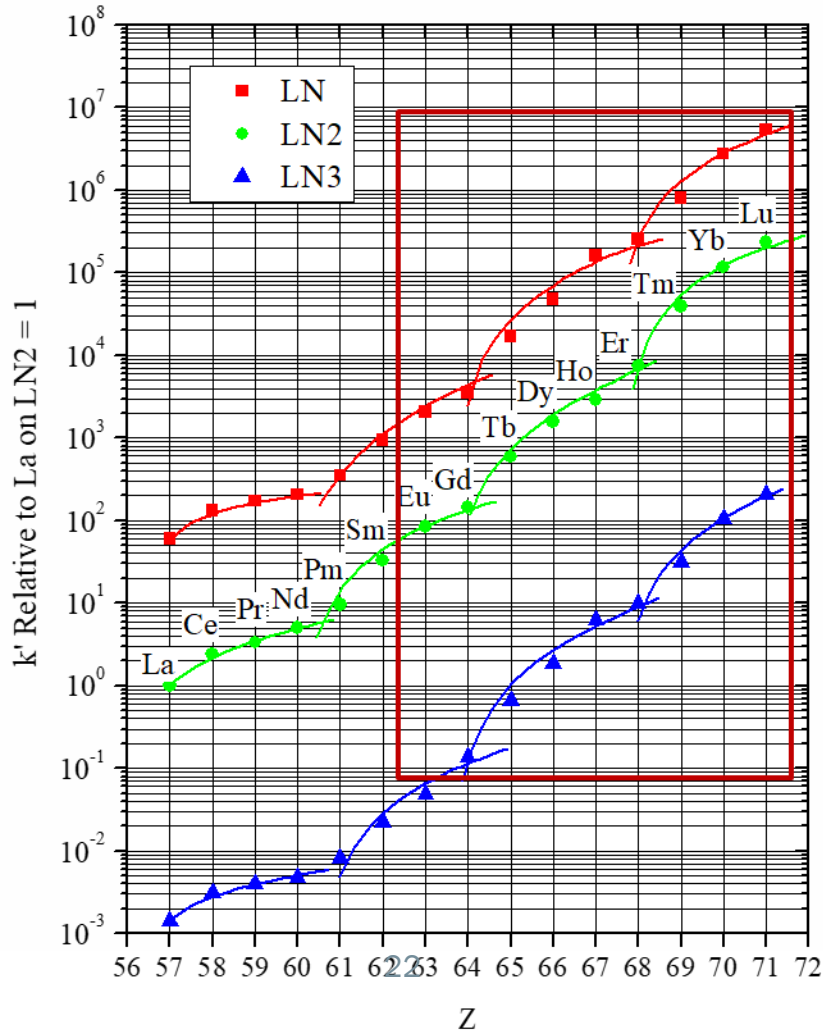


H[TMPeP] (LN3)

Extractants e.g. employed in  
**LN Resins and TK211/2/3**



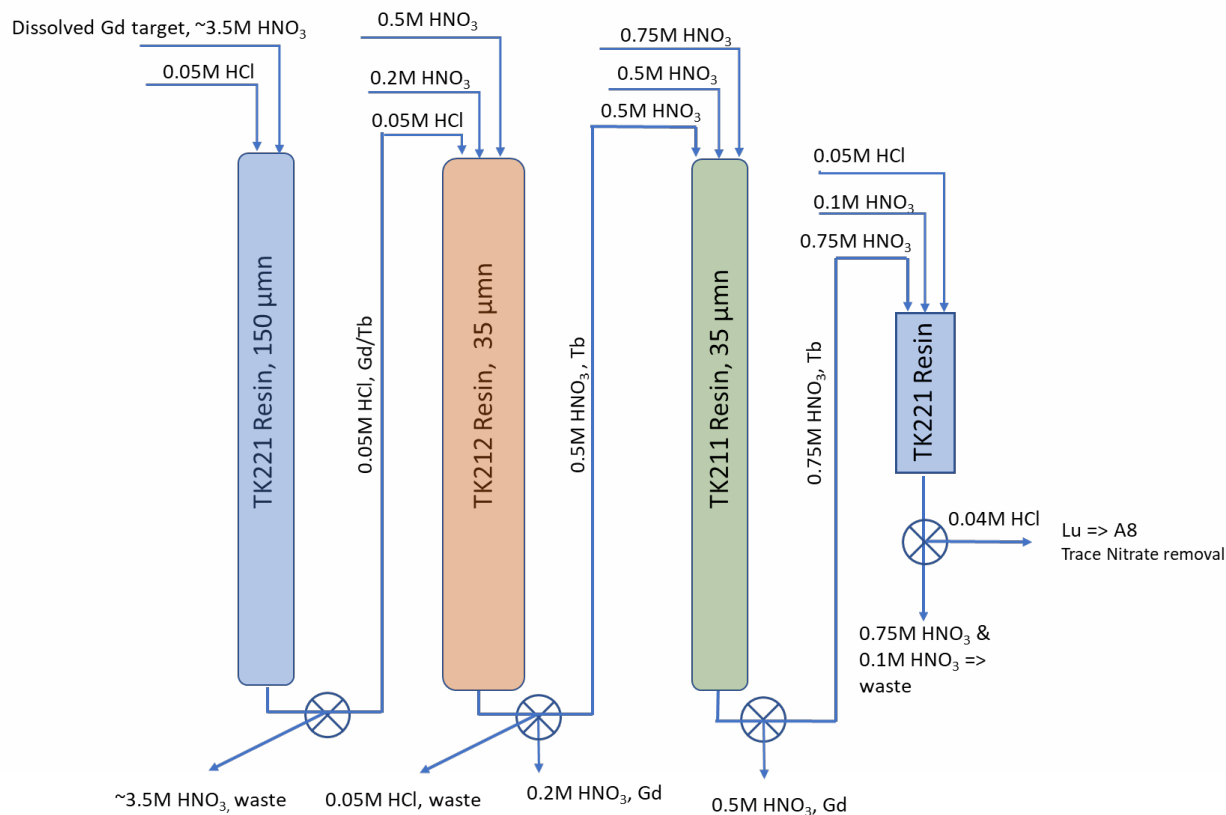
Main difference: acidity  
 => Sequential separations?





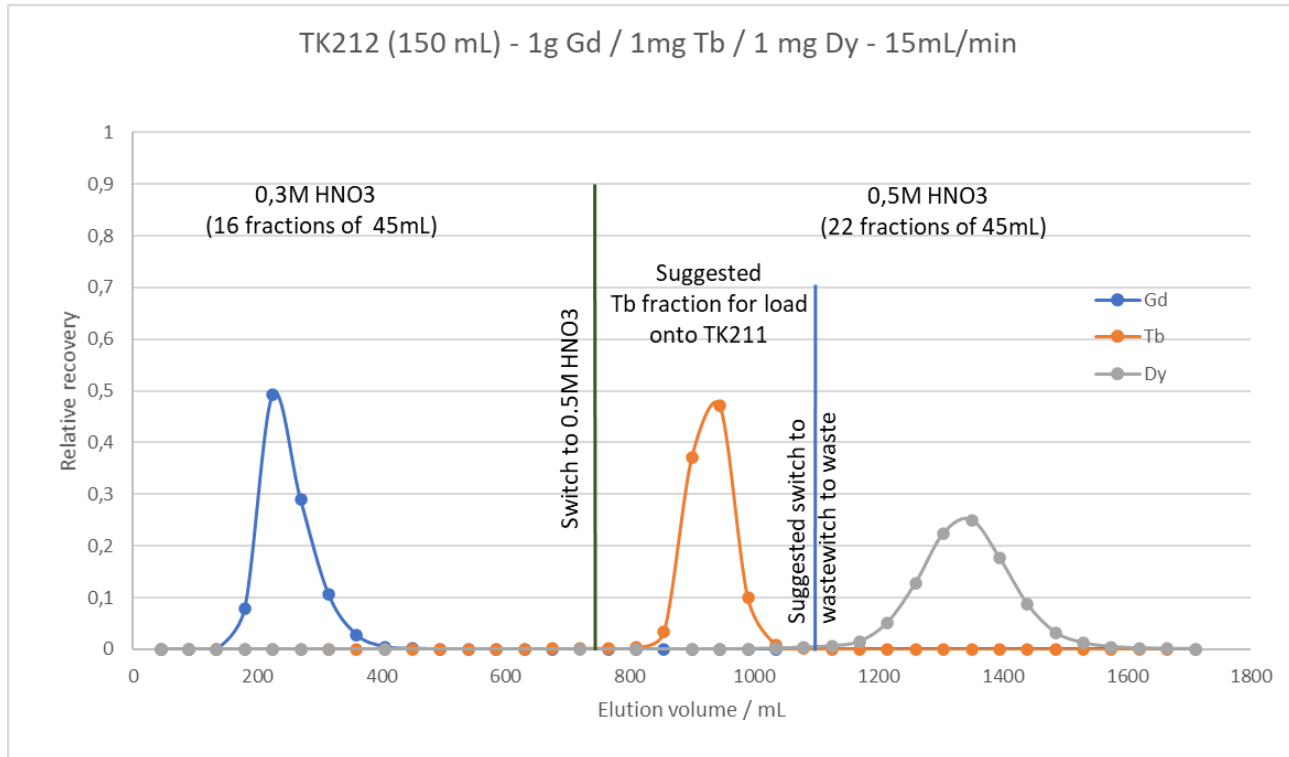
# Tb separation from 1000 mg Gd targets

- Irradiated target typically oxide => dissolved in  $>3\text{M HNO}_3$ 
  - For separation solution needs to be dilute acid
- Conversion via TK221 Resin (i.e. TO-DGA extractant)
- Sequential separation on TK212/TK211
- Final conversion to dilute HCl on TK221 + trace nitrate removal on AIX



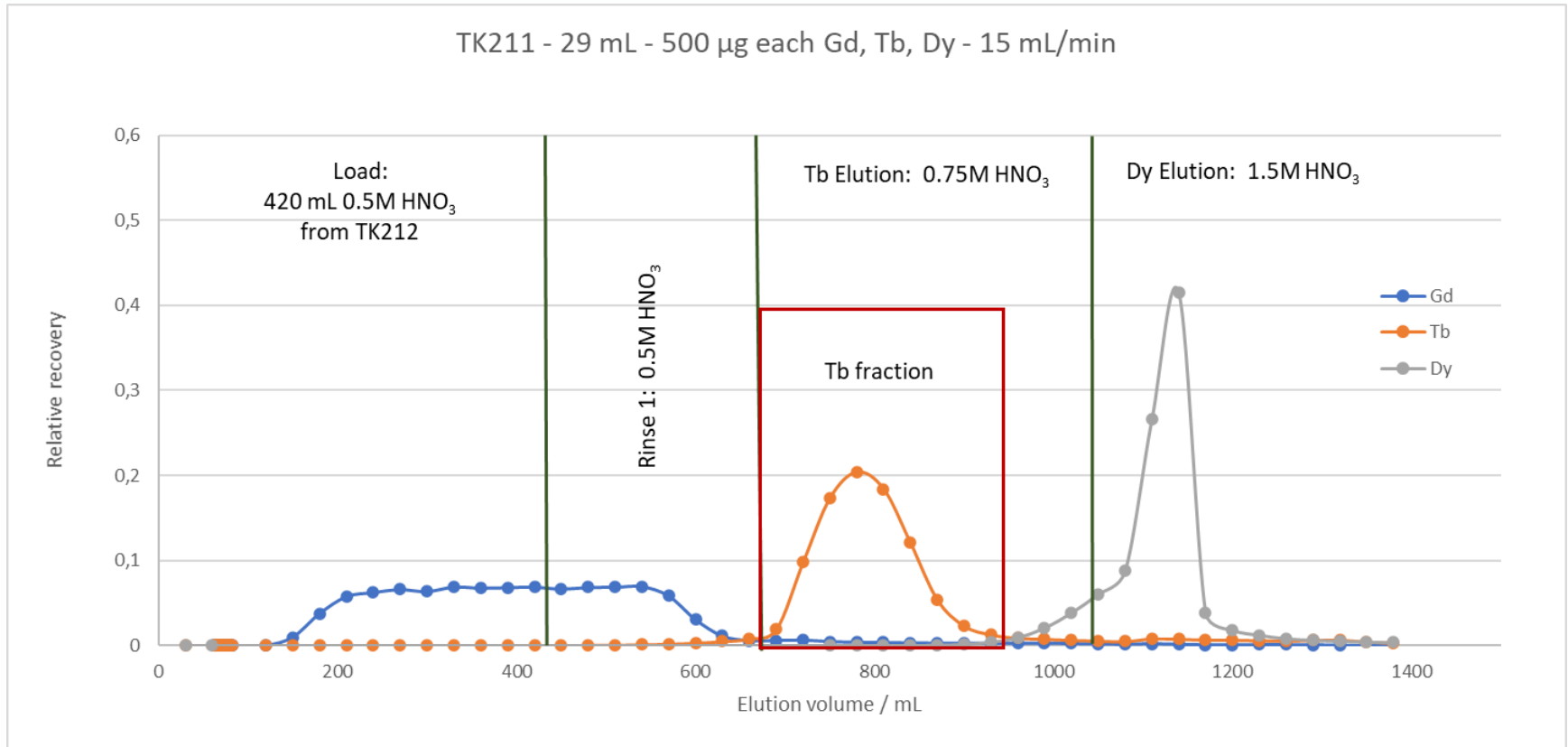
# Tb separation from 1000 mg Gd targets

- Initial separation on TK212 – 150 mL column (30cm x 2.5cm)
- Large amount of Gd present leads to tailing
- Gd recovery => very expensive & difficult to find
- Tb separation from Gd and Dy – ideally using online detection
- Fine purification on TK211 (29 mL)



Tb separation from 1000 mg Gd on TK212 (150 mL column)

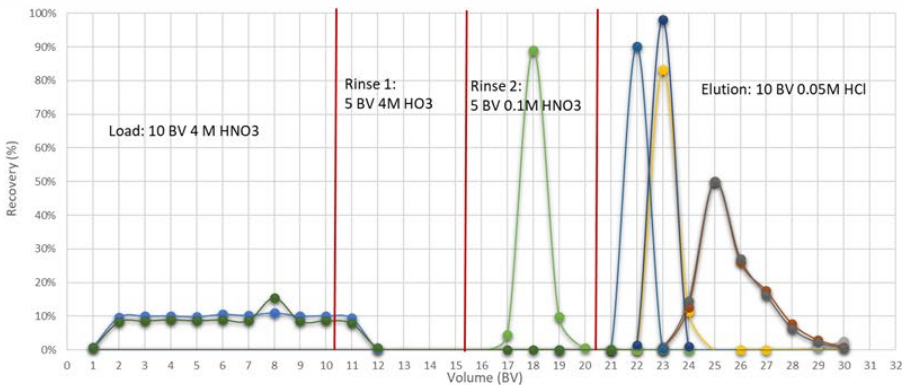
# Tb purification on TK211



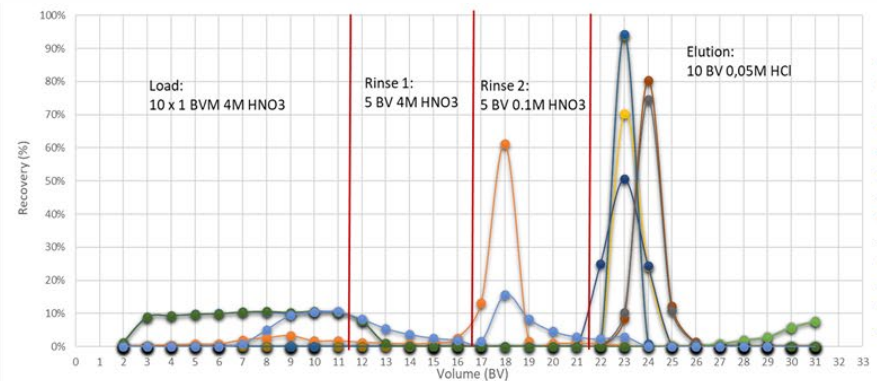
- Direct load of Tb fraction from TK212 onto TK211 (29 mL – 30cm x 1.1cm)
- Gd breakthrough during load & rinse with 0.5M HNO<sub>3</sub> (alternatively HCl)
- Tb elution (Dy sufficiently well removed before) preferably in **>3M HNO<sub>3</sub>**
- Conversion to dilute HCl via TK221, A8 for nitrate removal

- DGA well suited for ‘conversion’ and purification (Ca, Al, Fe,... removal)
  - Convert Lu from high nitric acid to dilute HCl
- Elution of heavy lanthanides needs elevated volumes
  - small volume preferred => high activity concentration
- Optimisation of DGA Resin => TK221 Resin (TO-DGA based)
  - TO-DGA / phosphine-oxide, more radiolysis stable inert support
  - Better La and U retention
  - Lu, Tb eluted in smaller volume

DGA Resin



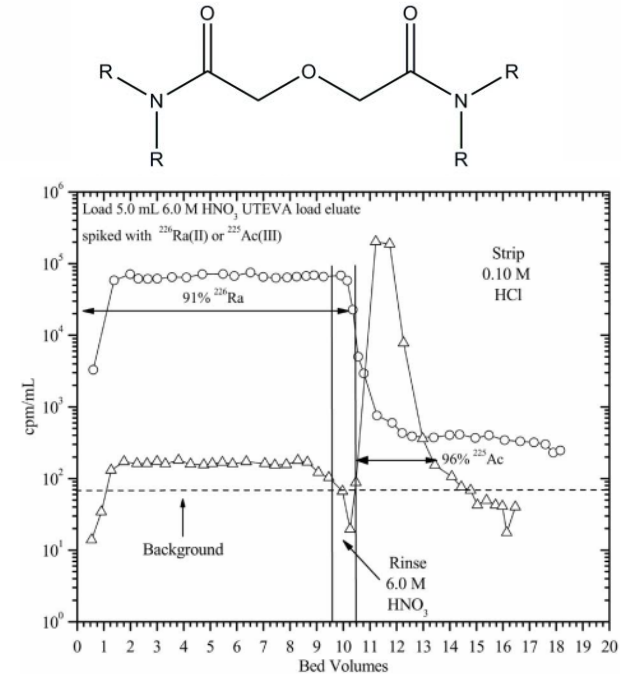
TK221 Resin



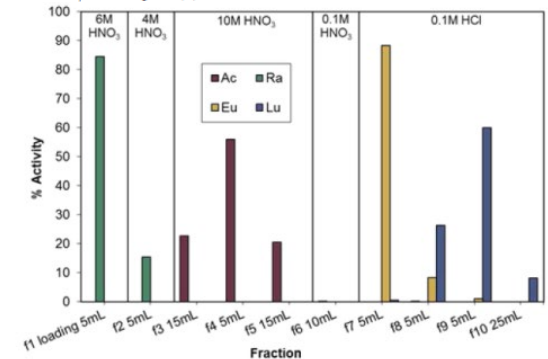
- **New: TK225 Resin (TO-DGA + ionic liquid) => lanthanide removal/decon**

# Ac-225 from Ra-226 targets

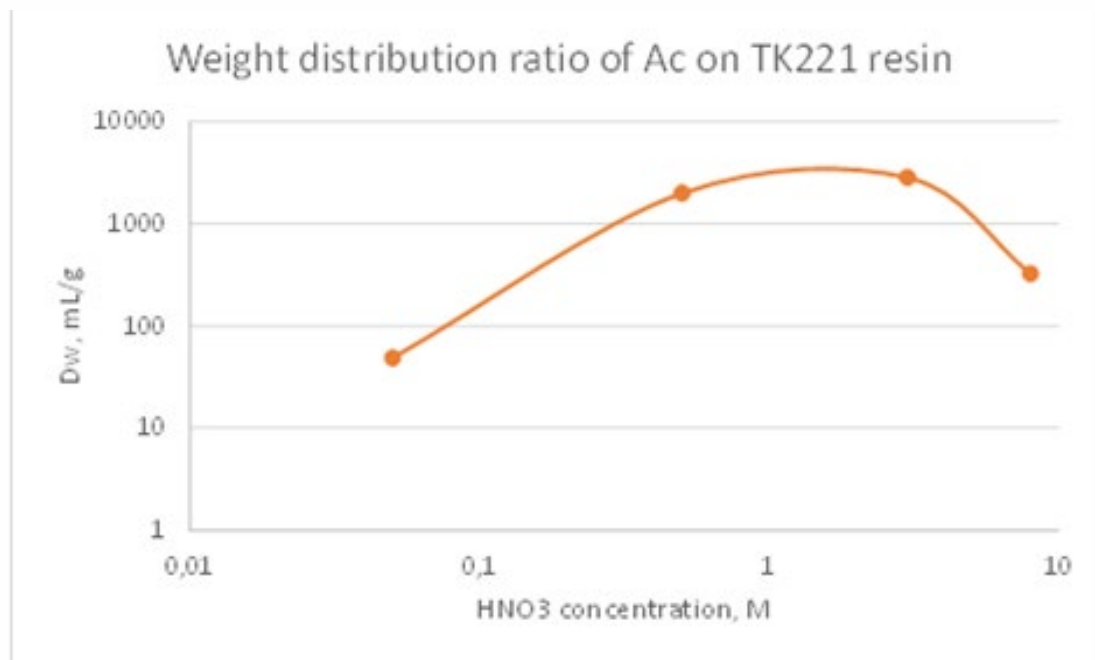
- Ac-225 separation from irradiated Ra-226 targets
- Ac separation chemistry well established
  - Reference method: DGA, B (e.g. Zielinska et al.)
    - Strong Ac retention, no selectivity for Ra
    - Smaller elution volumes compared to DGA, N
  - Marsten, Radchenko (LANL)
    - Use of DGA (B/N) allows for Ac/LN separation
    - Ac elutes in 10M HNO<sub>3</sub>, LN not
    - Mainly work on spallation
  - Kotaro Nagatsu et al.:
    - Use of DGA/LN cycles for Ac purification
    - Simplifies several purification cycles
  - DGA Resin availability in North America problematic
    - TK221 or TK222 options?



**Figure 13.** Separation of Ac(III) and Ra(II) on TODGA resin (50–100 μm) with 6.0M HNO<sub>3</sub> and 0.1M HCl, 0.5 mL bed volume, flow rate equals 2 mL/min load/rinse, 1 mL/min strip, 22(1)°C.



**Fig. 4.** Elution profile for <sup>223/225</sup>Ra, <sup>225</sup>Ac, <sup>173</sup>Lu, and <sup>155</sup>Eu with TEHDGA resin in HNO<sub>3</sub> media and HCl for lanthanide elution.

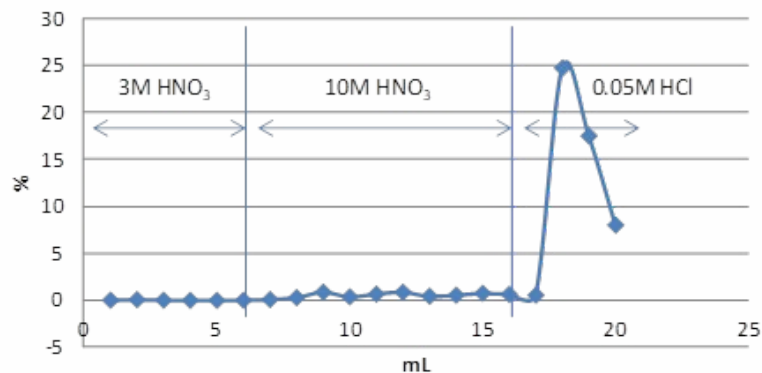


Data courtesy of N. Vajda (RadAnal)

- High Ac retention from high to low HNO<sub>3</sub>
- Elution in 0.1 – 0.05M HNO<sub>3</sub> not possible
- HCl on-going, in any case low Ac retention in dilute HCl

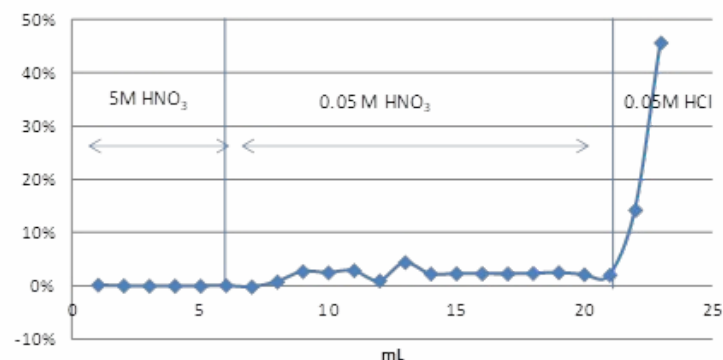
# TK221 Resin – Ac separation

### Elution curve



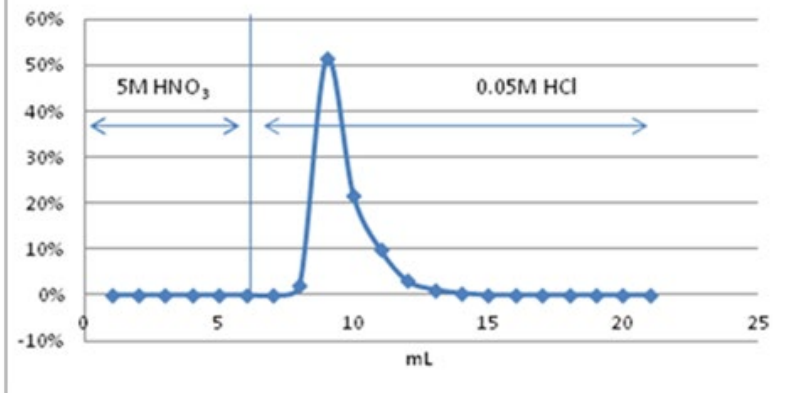
Elution of Ac from TK221 cartridge with 10M HNO<sub>3</sub>, 1mL TK221 column, data courtesy of N. Vajda et al.

### Elution curve



Elution of Ac from TK221 cartridge with 0.05M HNO<sub>3</sub>, 1mL TK221 column, data courtesy of N. Vajda et al.

### Elution curve



Elution of Ac from TK221 cartridge with 0.05M HCl, 1mL TK221 column, data courtesy of N. Vajda et al.

- Other than for DGA: no Ac/LN separation in 10M HNO<sub>3</sub> possible  
=> Ac remains retained.
- No Ac elution in 0.05M HNO<sub>3</sub>
- Elution in 0.05M HCl possible
- HNO<sub>3</sub> => HCl conversion?
- Next steps: Dw in HCl
- TK222

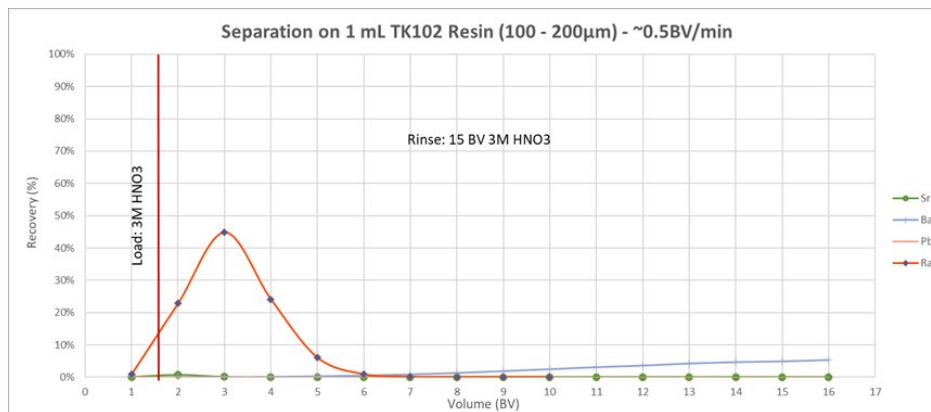


# Ra purification / recycling

- Work on crown-ether based Ra Resin ongoing
  - Ra retention from acidic/high  $\text{NO}_3^-$  matrices
- Ra initial purification and recycling after irradiation
  - Depending on impurities present

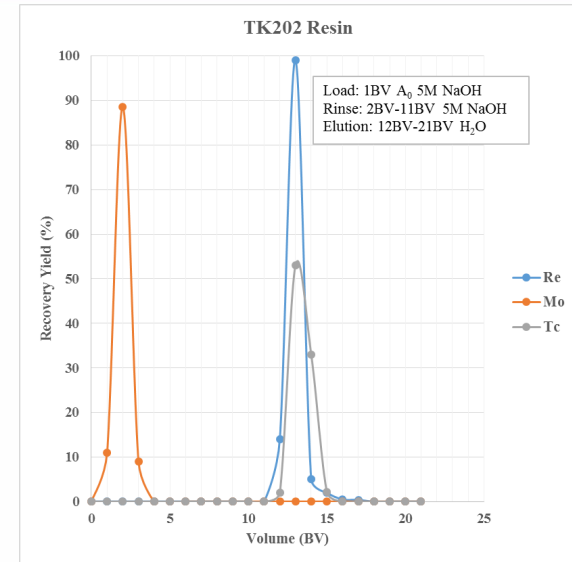
=> ideal: only remove impurities

  - TK221 (or DGA) => other alpha emitters et al.
  - TK102 (or SR Resin) for Ba removal- In case Ra needs to be purified on-column => use of CEX or TK101

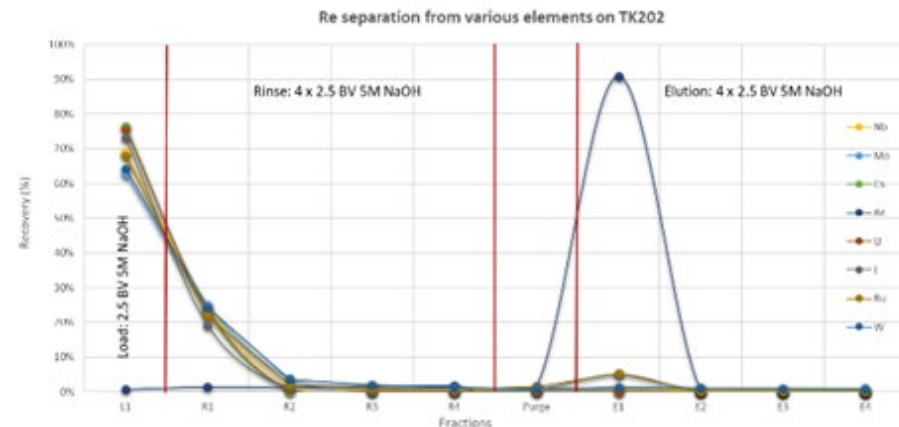


# TK202 Resin

- Tc retention from high NaOH (5 - 7M)
  - Dissolved Mo targets
    - Increased Tc (Re) retention at higher Mo concentration
  - Clean separation from other elements tested
- Re used as homologue
- Elution in small volume of water
  - Eluate will still alkaline and will contain Na
  - Pass through CEX for 'neutralisation' and Na<sup>+</sup> removal and through aluminium oxide for trace Mo removal and recovery as 0.9% NaCl solution

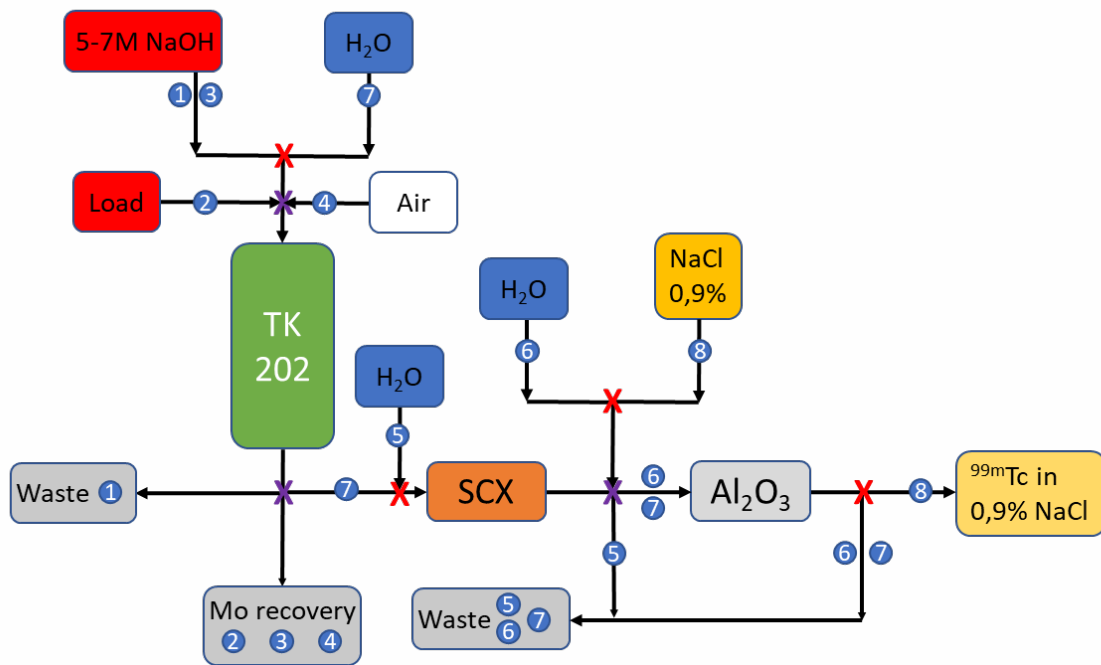


Re/Tc separation from Mo on TK202 Resin



Re separation from selected elements on 2 mL TK202 Resin cartridge, load and rinse at 1 BV/min, elution at 0.25 BV/min.

# Tc-99m separation from Mo targets – suggested scheme (similar to Zeisler et al.)



- 1 Pre-cond. TK202 – 5-7M NaOH → alkaline waste
- 2 Load Mo/Tc on TK202 → Mo recovery
- 3 Rinse TK202 – 5-7M NaOH → Mo recovery
- 4 Purge TK202 – Air → Mo recovery
- 5 Pre-cond. SCX – HCl then H<sub>2</sub>O → Aq. waste
- 6 Pre-cond. Al<sub>2</sub>O<sub>3</sub> – H<sub>2</sub>O → Aq. waste
- 7 Elute Tc from TK202 on SCX and load on Al<sub>2</sub>O<sub>3</sub> – H<sub>2</sub>O
- 8 Elute Tc from Al<sub>2</sub>O<sub>3</sub> – NaCl 0,9% → Tc recovery

TK202 : 35-75 or 75-150μm  
**X** : 3-ways valve  
**X** : 4-ways valve  
 SCX : Strong Cation Exchange  
 Al<sub>2</sub>O<sub>3</sub> : Acidic Alumina

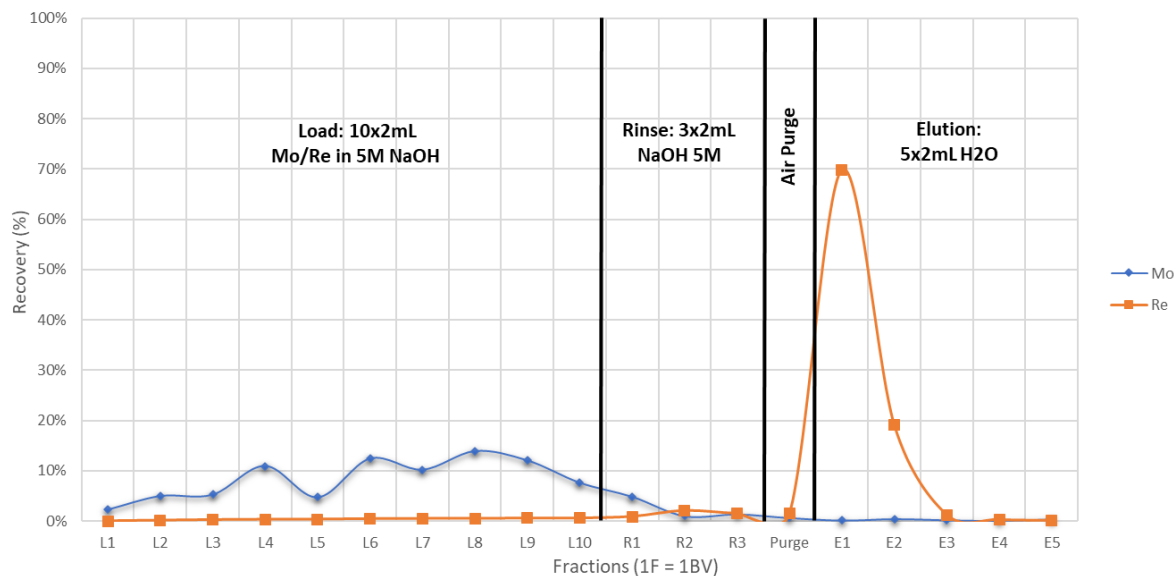
Developed with ReO<sub>4</sub><sup>-</sup> as TcO<sub>4</sub><sup>-</sup> surrogate

Re recovered on saline solution from alkaline

Separation with 2g Mo → From 20mL to 2mL  
 Separation with 200g Mo → From 3L to 20mL

# Tc-99m via cyclotron route

TK202 (2mL column) - Mo/Re separation - 2g/2 $\mu$ g - load from 5M NaOH

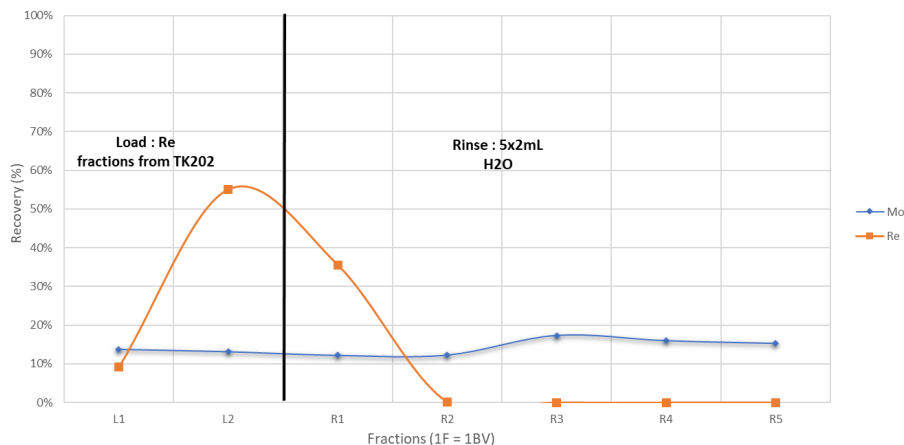


Tests performed cold with 2g Mo and 2  $\mu$ g Re

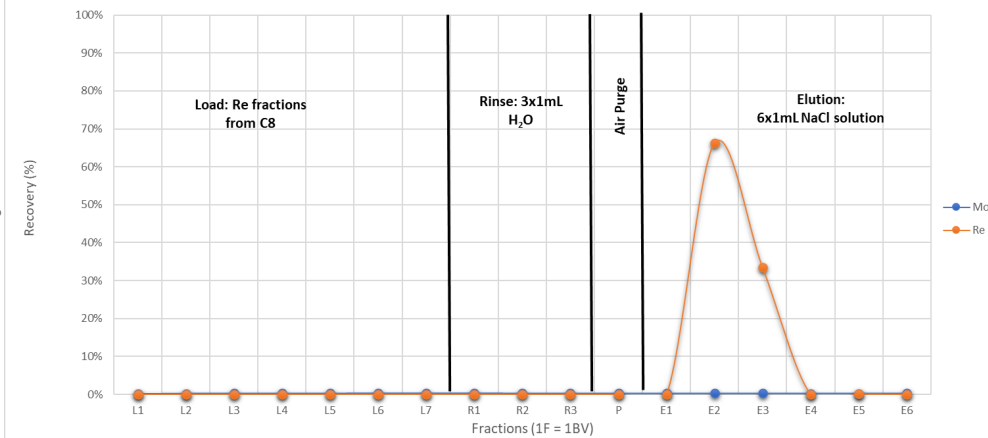
- 2 mL TK202 cartridge
- 2 mL C8 cartridge
- 1 mL AlOxA cartridge

Method similar to Zeisler et al.  
High Re yield (~90%) in 2 – 3 mL 0.9% NaCl solution

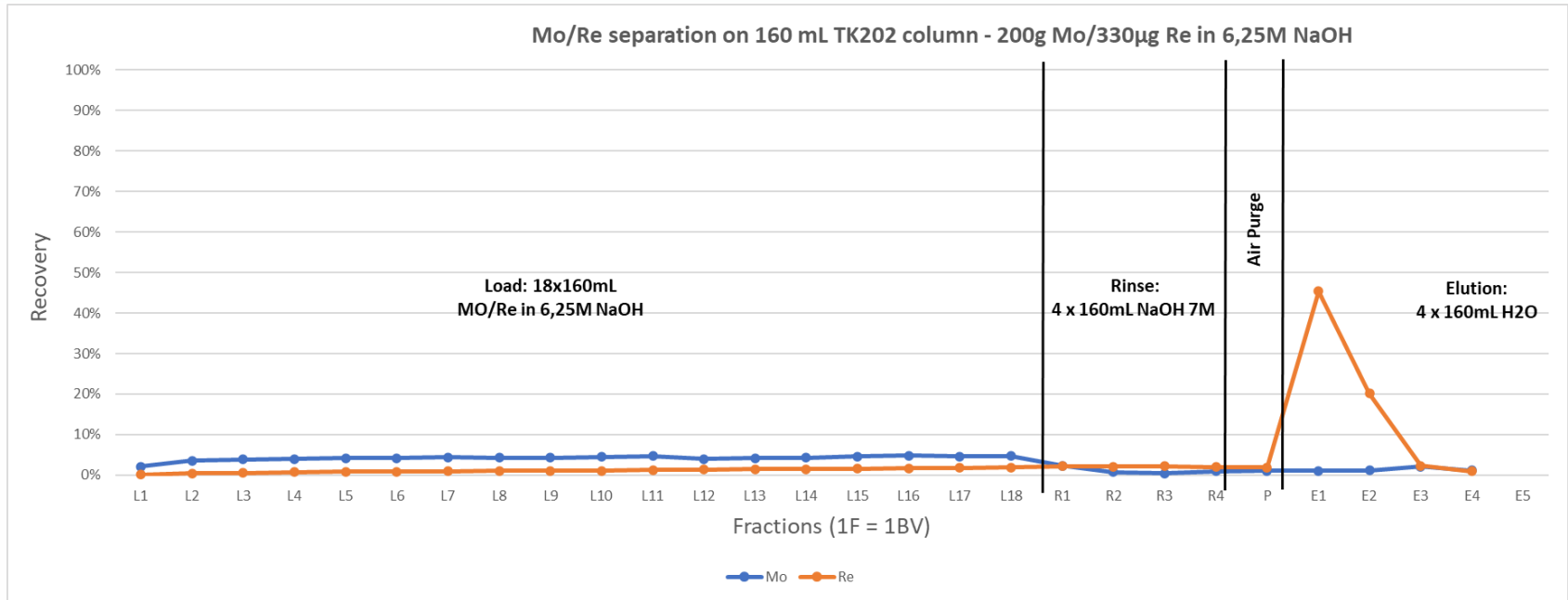
Tc fraction acidification and Na removal on 2mL C8 cartridge



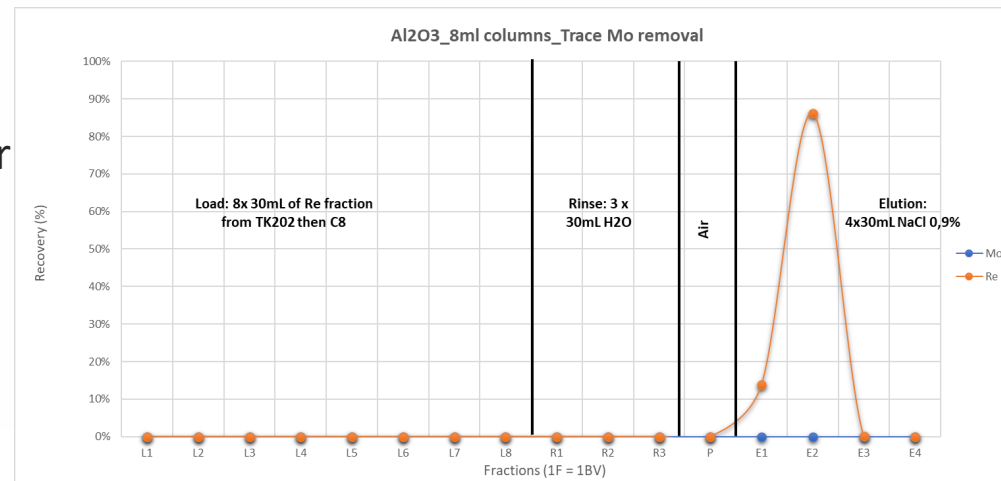
Trace Mo removal on Al<sub>2</sub>O<sub>3</sub> cartridge (1ml cartridge)



# On-going :Tc-99m from large Mo targets

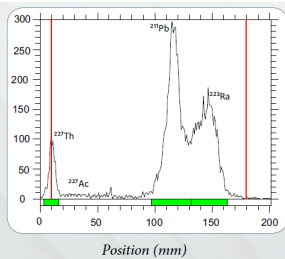


- On-going work on 200g Mo
- ~160 mL TK202 column
- Load from 6 - 7M NaOH - elution in water
- Pass through C8 cartridge for acidification and Na removal
- Final concentration/conversion to 0.9% NaCl on 8 mL AlOx cartridge

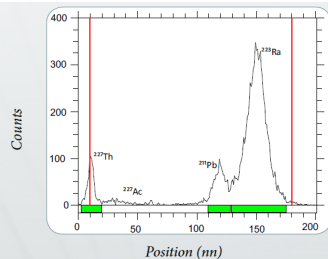


# DGA Sheets



- TO-DGA (normal DGA) and TEH-DGA (branched DGA) available
- QC of radionuclides and generator eluents  
(p.ex. Ra-223, Ac-225/Bi-213, Pb-212, Ge-68/Ga-68 ...)
  - TLC scanner or radiometer/LSC after cutting
  - Therapy: alpha emitters
  - Diagnostics e.g. generator produced Ga-68
- More types of sheets under development (selectivities, geometry, support)
  - CU Resin, TK201, LN,, UTEVA,...



Radiochromatogram measured immediately after separation. Low abundant radiations of  $^{227}\text{Ac}$  were not detected.



Radiochromatogram measured one hour after separation. Decay and ingrowth of  $^{211}\text{Pb}$  is clearly visible.



## Decamp et al.: Iodine removal from elevated sample volumes<sup>§</sup>

- Treatment of complex process effluents
  - > 10 L radioactive effluent (1M HNO<sub>3</sub>)
- Issues with rad. waste storage
  - Storage as liquid waste challenging
  - Preferably stored as solid waste
- Use of mixed-bed columns
  - 3g Ag loaded CL resin (plus 4g XAD-4 resin)
- Flow rate up to 180 mL/min
- Radio-iodine retention: 89% - 98%
- Retention of up to 2000 GBq radio-iodine per 7g column

## Example for decontamination of effluents

<sup>§</sup> C. Decamp (IRE), S. Happel: Utilization of a mixed-bed column for the removal of iodine from radioactive process waste solutions, Journal of Radioanalytical and Nuclear Chemistry, online April 2013, DOI:

10.1007/s10967-013-2503-1



# Some other on-going projects

- Ac separation and ‘resalting’
  - TK222, TK200
- Radium
  - New resins and macrocycles
- Auger emitters
  - Pd, Hg,...
- SE Resin
- Scandium separation
  - TK221, TK222
- Improvement of radiolysis stability
  - TK400, Rn-211/At-211 generator,...
- Method development for other new, and old, radiometals
  - V, Mn, In,...
- Decontamination
  - Effluents and reaction wastes
- “Non-resin” separations
- Microfluidics
- ‘Fate’ of RN in the environment
  - Separation methods
  - Quantification



Thank you for your attention!



**SUBSCRIBE TO OUR NEWSLETTER**

To keep updated with our latest developments, news and agenda for a year, subscribe to the TrisKem Info here

